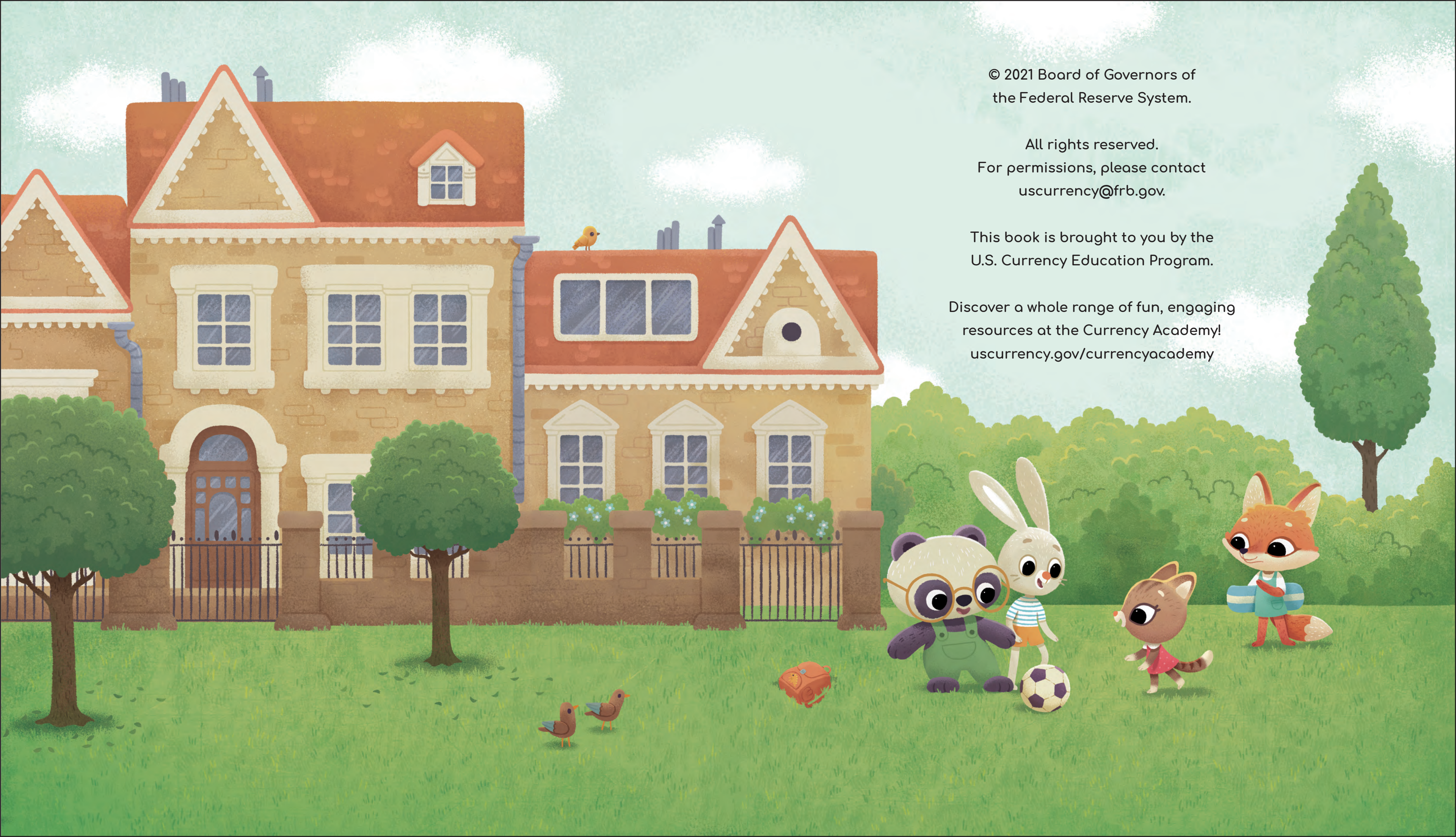


Carnival Thrills and Dollar Bills

A book about U.S. currency





© 2021 Board of Governors of
the Federal Reserve System.

All rights reserved.
For permissions, please contact
uscurrency@frb.gov.

This book is brought to you by the
U.S. Currency Education Program.

Discover a whole range of fun, engaging
resources at the Currency Academy!
uscurrency.gov/currencyacademy



“What should we do? We don’t have any plans.”
Kya said, “Let’s build a lemonade stand!”

School is out and it’s time for some fun.
No more homework. Let’s play in the sun!



Ellie squeezed the lemons. Marcus made a sign.
 Soon their little stand had a very long line.
 For weeks, the friends worked hard together.
 Selling every day in the hot, sunny weather.



Bills were spent and lemonade was bought.
 "How should we spend our money?" They sat and thought.
 Then Juan saw a poster with a silly clown.
 They all yelled out, "The carnival's in town!"



?
 How many bills
 do you think are
 in the jar?

CARNIVAL

TICKETS

The group ran through the gates to the ticket stand.

Each friend needed to buy a wristband.

"What's first? What do you guys want to do?"

Just then, they spotted the petting zoo.

WELCOME
TO THE
CARNIVAL

TICKETS

PETTING ZOO

FOOD

GAMES

The illustration depicts a lively petting zoo environment. At the top center, a blue banner with white lettering says "PETTING ZOO". To the far left, a purple and white striped awning covers a popcorn stand labeled "POPCORN". Various anthropomorphic animals are scattered throughout the scene. A grey rabbit boy in a striped shirt stands near the fence. A grey wolf boy peeks over the fence. An orange llama stands prominently. Several ponies in different colors (brown, grey, brown) are present. There are also sheep, pink pigs, and a small yellow chick. In the foreground, a fox girl in a teal dress holds a clear jar filled with gold coins. Next to her, a cat girl in a pink dress looks into a glass enclosure containing a turtle and some branches. A panda character with large eyes and glasses holds a green lizard. On the right side, there is a wooden signpost with two panels. The top panel has a question mark icon and asks why money feels different from paper. The bottom panel shows a five-dollar bill being examined by a magnifying glass and explains it's made of cotton and linen. The ground is sandy with some fallen leaves, and there are green bushes and flowers in the lower-left corner.

Marcus patted a llama. “She has such a soft head!”

But when he touched the lizard he said,
“Lizard skin is wrinkly and really rough.
It feels like our bills, but they’re not as tough!”

Money has its own special texture,
too. Why do you think it feels
different than normal paper?

It’s because bills are made
from a special blend of
cotton and linen.

It feels like our bills, but they're not as tough!"

It's because bills are made from a special blend of cotton and linen.

The friends left the zoo and went on their way.
“The ring toss game!” Juan shouted. “Let’s play!”
Juan grabbed a ring and threw it really far.
“Look,” said Ellie. “Circles, ovals, and stars!”

“They’re just like the shapes on U.S. bills.
Drawing those shapes must take lots of skill.”
Kya threw next. She won a color-changing ring.
Juan picked an eagle that was held by a string.




The bills have special symbols, too!
Look — there’s an American flag,
a bald eagle, and the Statue of
Liberty torch.



Where else can you spot these symbols?



With their shiny new prizes in hand,
the friends set off for the snow-cone stand.
As Kya counted out the bills to pay,
her ring changed color, as clear as day.



From copper to green, the colors had changed.
"Like the ink on the bills!" Ellie exclaimed.
Just then, Marcus saw something else, too.
"Look at the colors: purple, green, orange, and blue!"



Money comes in many
colors! Where else do you
see purple, green, orange,
and blue?

As they enjoyed their icy treats,
Juan saw something really neat.
“It’s a fortune teller,” he said with glee.
“That could be fun. Let’s go and see!”

Marcus gave the lady a five-dollar bill.
She gazed into her crystal ball until...
a picture and a message came into sight.
“It’s like a bill’s watermark when you hold it to the light!”





"That was amazing. Now what should we do?"
"How about the fun house?" Ellie asked the crew.
The fun house was spooky, with special lights.
There were big, wavy mirrors and lasers so bright!

"Kya, what's that glowing in your hand?"
"Wow! It's the money from our lemonade stand.
Each bill has a thread that's made to glow,
but only with special light does it show."





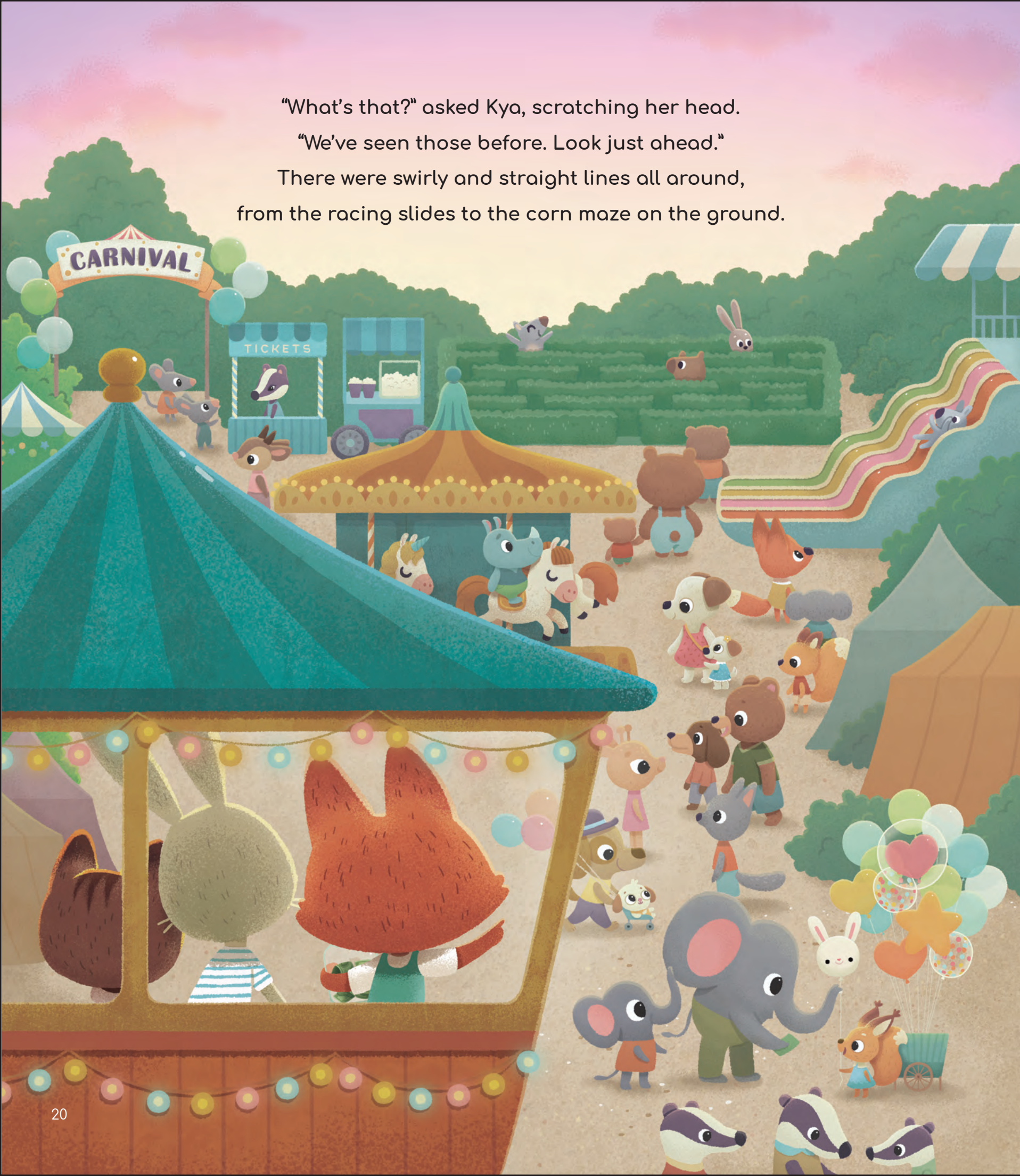
Security threads
glow different
colors when placed
under UV light.

Back outside, the sky was getting dark.
They had just enough time for the best ride in the park.
It was tall and round and made of steel.
“C’mon,” said Juan. “Let’s ride the Ferris wheel!”

The friends climbed in and went so high.
They could see the whole carnival from up in the sky.



"What's that?" asked Kya, scratching her head.
"We've seen those before. Look just ahead."
There were swirly and straight lines all around,
from the racing slides to the corn maze on the ground.



"They look like the lines right here on our bills!"
Kya held the jar tight so it wouldn't spill.



Where else do
you see lines?

A few more loops and the ride was done.
Their carnival visit had been so much fun!
But now it was dark, and they had to go.
“Do we have money left? How much? Do you know?”
Marcus took out the bills and started to count.
“Hey, it’s a good amount!”



CARNIVAL

TICKETS

CLOSED



“Wow!” said Juan. “Would you look at that!”
“Five dollars each!” Ellie called back.

?

How much do
the friends have
in total?

They would always remember their carnival thrills,
and all of the things they saw on the bills.
Hidden threads, curvy lines, and shapes here and there.
Just look closely — bills have secrets to share.



There are lots of things hidden in this book!
Can you find them all?

6

Ten number 6s



Three orange birds



Six lost coins



Three pages
with curvy lines



Two American flags



And one \$100 bill

See the answers by visiting
uscurrency.gov/lessonplans
or scanning the QR code.

